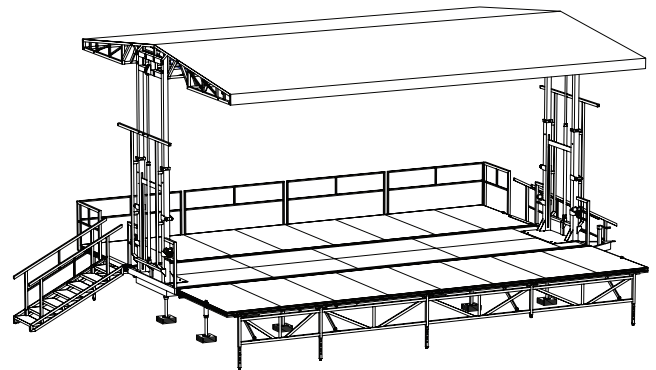
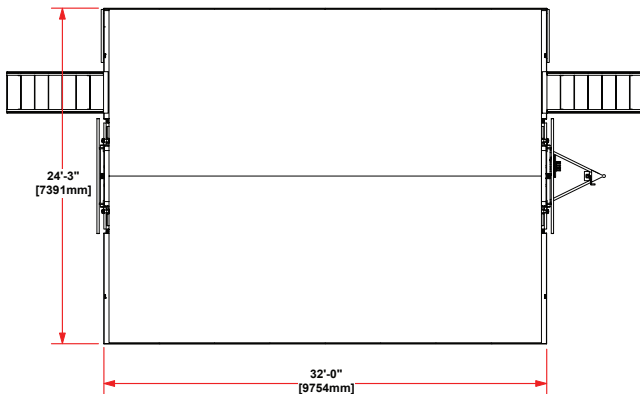


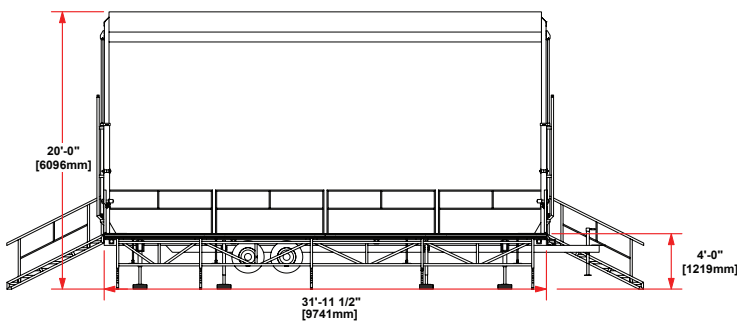
### SPECS

- **WEIGHT:** 12,000 LBS (5443 KG) (INCLUDING LIGHTS, FULL SYSTEM)
- **POWER REQ:** 2X 120V, 20A CIRCUITS
- **ROOF TRIM HEIGHT:** 13' 10" (4216 MM)
- **ROOF WEIGHT CAP:** UP TO 300 LBS (136 KG) (ON CENTER BEAMS ONLY. NO ADDL. WEIGHT TO ROOF WINGS)
- **STAGE HEIGHT:** 4' (1219 MM) - 4' 6" (1372 MM)
- LIGHTING AVAILABLE UPON REQUEST

### TOP



### FRONT



### SIDE

