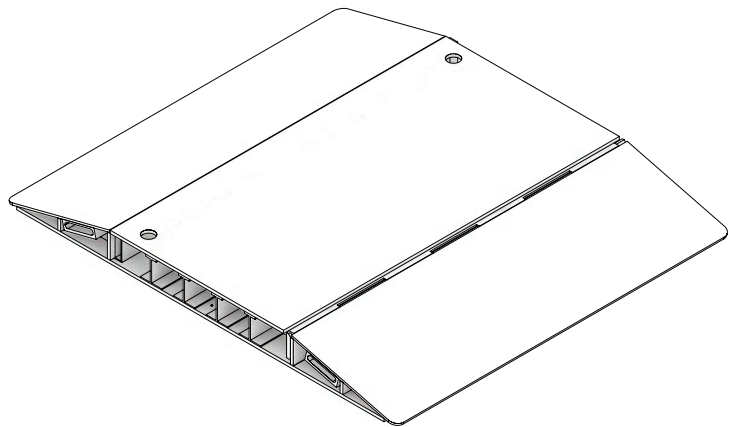
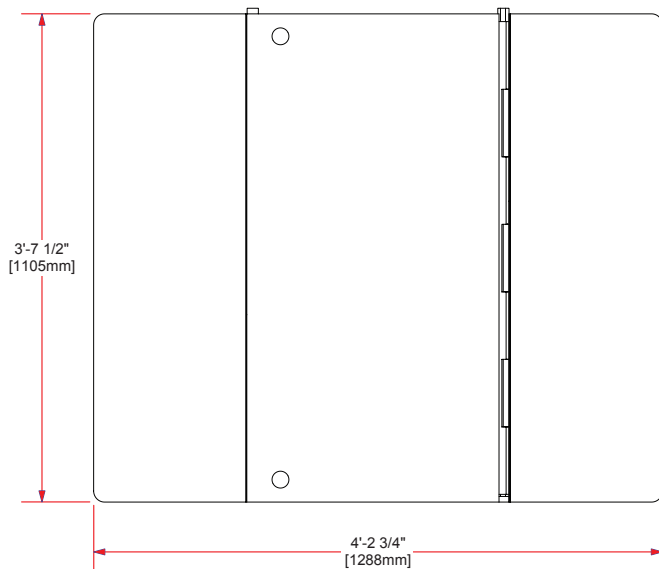


VERSA CABLE RAMP

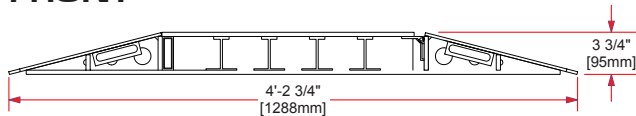
SPECS

- **UNIT WEIGHT:** 130 LB (59 KG)
- **WEIGHT CAP:** 2500 LB (1134 KG)
- **CHANNEL DIMS:** 2.625" (H) x 4.125" (W)
[67MM (H) x 105MM (W)]
- OFFERS UP TO 5 CABLE CHANNELS
- HEAVY-DUTY ALUMINUM CONSTRUCTION
- COFFIN LOCK MULTIPLE UNITS TOGETHER
END-TO-END
- HINGED TOP FOR CABLE ACCESS

TOP



FRONT



SIDE

